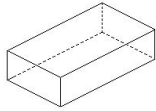


---

**WEBSITE**

**KITCHEN**

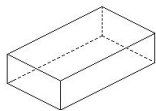
**LxWxH 7' 10" x 5' 9" x 7'**



165.67 SF Walls	45.04 SF Ceiling
210.71 SF Walls & Ceiling	45.04 SF Floor
5.00 SY Flooring	23.67 LF Floor Perimeter
54.83 SF Long Wall	40.25 SF Short Wall
23.67 LF Ceil. Perimeter	

**Subroom 1: FRONT OFFSET**

**LxWxH 7' 10" x 3' 10" x 7'**



138.83 SF Walls	30.03 SF Ceiling
168.86 SF Walls & Ceiling	30.03 SF Floor
3.34 SY Flooring	19.83 LF Floor Perimeter
54.83 SF Long Wall	26.83 SF Short Wall
19.83 LF Ceil. Perimeter	

**Missing Wall: 1 - 3' 6" X 7'                      Opens into KITCHEN                      Goes to Floor/Ceiling**

CAT	SEL	CALC	ACT DESCRIPTION	REMOVE	REPLACE	TOTAL
107. CON	ROOM>		+ Contents - move out then reset			
		1	1.00 EA [*]	0.00+	50.00 =	50.00
135. HVC	REG		R Detach & Reset Heat/AC register - Mechanically attached			
		1	1.00 EA	0.00+	0.00 =	11.27
139. ELE	OL		R Detach & Reset Phone, TV, or speaker outlet			
		1	1.00 EA [*]	0.00+	0.00 =	9.00
104. APP	RF25		R Detach & Reset Refrigerator - top freezer - 25 to 30 cf			
		1	1.00 EA [*]	0.00+	0.00 =	49.12
105. APP	HD		- Remove Range hood			
		1	1.00 EA	11.67+	0.00 =	11.67
106. APP	RGRS		+ Replace Range - electric - Remove & reset			
		1	1.00 EA	0.00+	26.01 =	26.01
108. APP	DWRS		+ Replace Dishwasher - Detach & reset			
		1	1.00 EA	0.00+	190.67 =	190.67
109. APP	MWSRS		+ Replace Microwave oven - over range type - Reset			
		.5	0.50 EA	0.00+	91.22 =	45.61
110. PLM	FAU		R Detach & Reset Sink faucet - Kitchen			
		1	1.00 EA	0.00+	0.00 =	83.90
111. LIT	AV		- Remove Light fixture			
		2	2.00 EA	7.97+	0.00 =	15.94
112. APP	GD		& R&R Garbage disposer			
		1	1.00 EA	23.18+	170.28 =	193.46
113. FCV	AV		- Remove Vinyl floor covering (sheet goods)			
		F	75.07 SF	0.86+	0.00 =	64.56

**CONTINUED - KITCHEN**

CAT	SEL	ACT DESCRIPTION	REMOVE	REPLACE	TOTAL
	CALC	QNTY			
114. FCV	PREP	+ Replace Floor preparation for tile			
	F	75.07 SF	0.00+	0.54 =	40.54
115. FCV	CB6	- Remove Cove base molding - rubber or vinyl, 6" high			
	.5PF	21.75 LF	0.29+	0.00 =	6.31
116. CAB	CTFL	- Remove Countertop - Flat laid plastic laminate			
	12	12.00 LF	5.00+	0.00 =	60.00
117. PLM	SNKKS	R Detach & Reset Kitchen Sink - single basin			
	1	1.00 EA	0.00+	0.00 =	103.85
137. PLM	ROUGH	+ Replace Rough in plumbing - includes supply and waste lines			
	1	1.00 EA [*]	0.00+	175.00 =	175.00
118. CAB	UP	- Remove Cabinetry - upper (wall) units			
	12+3	15.00 LF	7.77+	0.00 =	116.55
119. CAB	LOW	- Remove Cabinetry - lower (base) units			
	9	9.00 LF	10.58+	0.00 =	95.22
<b>ALLOWANCE FOR ELECTRICIAN TO CAP OFF ELECTRIC SUPPLY LINE FOR RANGE HOOD AND RE-ROUTE FOR NEW MICROWAVE. AS WELL AS RE-LOCATE SWITCHES AND 220 FOR RANGE.</b>					
120. ELE	LAB	+ Replace Electrician - per hour			
	.5	0.50 HR [D]	0.00+	86.64 =	43.32
121. ELE	110CBOX	& R&R 110 volt commercial wiring/conduit and box - rough in only			
	1	1.00 EA	23.18+	158.56 =	181.74
122. ELE	220CBOX	& R&R 220 volt commercial wiring/conduit and box - rough in only			
	1	1.00 EA	26.73+	341.27 =	368.00
123. ELE	110CBOX	& R&R 110 volt commercial wiring/conduit and box - rough in only			
	6+2	8.00 EA	23.18+	158.56 =	1,453.92
136. ELE	GFI	+ Replace Ground fault interrupter (GFI) outlet			
	4	4.00 EA	0.00+	25.40 =	101.60
124. LIT	RC	+ Replace Recessed light fixture			
	6	6.00 EA	0.00+	103.75 =	622.50
126. DOR	LVR	- Remove Interior door - full louvered			
	2	2.00 EA	17.38+	0.00 =	34.76
<b>ALLOWANCE TO REMOVE EXISTING WALL AND FUR OUT BEARING WALL FOR NEW SWITCHES AND COLUMN</b>					
127. FRM	LAB	+ Replace Carpenter - General Framer - per hour			
	6	6.00 HR [D]	0.00+	68.42 =	410.52
128. DRY	1/2	& R&R 1/2" drywall - hung, taped, floated, ready for paint			
	96	96.00 SF	0.41+	1.65 =	197.76
129. DRY	LAB	+ Replace Drywall Installer / Finisher - per hour			
	3	3.00 HR [D]	0.00+	76.48 =	229.44
130. FCW	UC1/4	+ Replace Underlayment - 1/4" cork			
	F	75.07 SF	0.00+	1.87 =	140.38

**CONTINUED - KITCHEN**

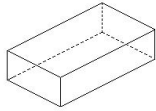
CAT	SEL	ACT DESCRIPTION	REMOVE	REPLACE	TOTAL
	CALC	QNTY			
131. FCT	AV	+ Replace Tile floor covering			
	F	75.07 SF [*]	0.00+	6.00 =	450.42
134. MBL	THR	& R&R Threshold - natural marble			
	3	3.00 LF [*]	3.03+	24.36 =	82.17
132. CAB	CTGM	+ Replace Countertop - Granite or Marble			
	19+12+8	39.00 SF	0.00+	73.32 =	2,859.48
133. CAB	CUTOUT	+ Replace Allowance for sink cut-out			
	1	1.00 EA	0.00+	350.00 =	350.00
138. FNC	B3	+ Replace Baseboard - 3 1/4"			
	16	16.00 LF	0.00+	2.97 =	47.52
141. PNT	MASKLF	+ Mask and prep for paint - plastic, paper, tape (per LF)			
	PF	43.50 LF	0.00+	0.86 =	37.41
140. PNT	S	+ Seal/prime more than the walls and ceiling - one coat			
	WC+100	479.57 SF	0.00+	0.35 =	167.85
142. PNT	P2	+ Paint more than the walls and ceiling - two coats			
	WC+100	479.57 SF	0.00+	0.66 =	316.52
143. PNT	B	+ Paint baseboard - one coat			
	16	16.00 LF	0.00+	0.61 =	9.76
250. CAB	CAB	+ Replace Install owner supplied cabinets			
	1	1.00 EA	0.00+	875.00 =	875.00

**Totals: KITCHEN**

**10,328.75**

**Guest Bathroom**

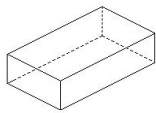
**LxWxH 11' 3" x 5' x 7'**



206.50 SF Walls	56.25 SF Ceiling
262.75 SF Walls & Ceiling	56.25 SF Floor
6.25 SY Flooring	29.50 LF Floor Perimeter
78.75 SF Long Wall	35.00 SF Short Wall
29.50 LF Ceil. Perimeter	

**Subroom 1: OFFSET**

**LxWxH 3' x 2' 3" x 7'**



52.50 SF Walls	6.75 SF Ceiling
59.25 SF Walls & Ceiling	6.75 SF Floor
0.75 SY Flooring	7.50 LF Floor Perimeter
21.00 SF Long Wall	15.75 SF Short Wall
7.50 LF Ceil. Perimeter	

**Missing Wall: 1 - 3' X 7'                      Opens into Guest Bathroom                      Goes to Floor/Ceiling**

CAT	SEL	CALC	ACT DESCRIPTION	REMOVE	REPLACE	TOTAL
144. CON	ROOM	1	+ Contents - move out then reset			
			1.00 EA [*]	0.00+	50.00 =	50.00
167. HVC	REG	1	R Detach & Reset Heat/AC register - Mechanically attached			
			1.00 EA	0.00+	0.00 =	11.27
168. DOR	AV	1	R Detach & Reset Interior door unit			
			1.00 EA	0.00+	0.00 =	74.44
145. PLM	TLT	1	R Detach & Reset Toilet			
			1.00 EA	0.00+	0.00 =	170.17
146. MSD	TUBDR	1	R Detach & Reset Bathtub enclosure - sliding glass doors			
			1.00 EA	0.00+	0.00 =	78.23
147. PLM	FAUBA	1	R Detach & Reset Sink faucet - Bathroom			
			1.00 EA	0.00+	0.00 =	83.90
176. FNH	TBAR	2	& R&R Towel bar			
			2.00 EA	5.79+	23.86 =	59.30
177. FNH	TP	1	& R&R Toilet paper holder			
			1.00 EA	4.64+	22.34 =	26.98
148. MSD	AV	24	- Remove Mirror - 1/4" plate glass			
			24.00 SF	0.25+	0.00 =	6.00
150. CAB	MC+	1	& R&R Medicine cabinet			
			1.00 EA	16.70+	229.58 =	246.28
151. MBL	CT	9	- Remove Countertop - cultured (simulated) marble			
			9.00 SF	1.17+	0.00 =	10.53
152. CAB	VAN	5'6	- Remove Vanity			
			5.50 LF	10.58+	0.00 =	58.19

**CONTINUED - Guest Bathroom**

CAT	SEL	ACT DESCRIPTION	REMOVE	REPLACE	TOTAL
	CALC	QNTY			
153. WPR	AV	- Remove Wallpaper			
	W-75	184.00 SF	0.64+	0.00 =	117.76
154. DRY	TEX++	+ Replace Texture drywall - smooth / skim coat			
	W-75	184.00 SF	0.00+	1.04 =	191.36
156. ELE	110CBOX	& R&R 110 volt commercial wiring/conduit and box - rough in only			
	5	5.00 EA	23.18+	158.56 =	908.70
157. LIT	RC	+ Replace Recessed light fixture			
	2	2.00 EA	0.00+	103.75 =	207.50
<b>ALLOWANCE TO RE-ROUTE ELECTRIC IN WALL TO BE REMOVED</b>					
158. ELE	LAB	+ Replace Electrician - per hour			
	1	1.00 HR [D]	0.00+	86.64 =	86.64
159. ELE	GFI	+ Replace Ground fault interrupter (GFI) outlet			
	1	1.00 EA	0.00+	25.40 =	25.40
160. ELE	FAN	& R&R Exhaust fan			
	1	1.00 EA	13.90+	161.42 =	175.32
161. TIL	AV	- Remove Ceramic tile			
	F-15+75	123.00 SF	1.73+	0.00 =	212.79
181. FCT	AV	+ Replace Tile floor covering			
	F	63.00 SF [*]	0.00+	6.00 =	378.00
182. TIL	SWR	+ Replace Tile shower - 65 to 100 SF			
	1	1.00 EA	0.00+	1,077.90 =	1,077.90
183. TIL	BCEM1/2	+ Replace 1/2" Cement board			
	75	75.00 SF	0.00+	2.68 =	201.00
163. TIL	B	- Remove Ceramic tile base			
	PF-5-5	27.00 LF	1.96+	0.00 =	52.92
<b>ALLOWANCE TO SPACKLE WHERE TILE BASE WAS REMOVED</b>					
164. DRY	LAB	+ Replace Drywall Installer / Finisher - per hour			
	1	1.00 HR [D]	0.00+	76.48 =	76.48
<b>ALLOWANCE TO BUILD NITCH FOR SHAMPOO ACCESORIES</b>					
254. FRM	LAB	+ Replace Carpenter - General Frammer - per hour			
	2	2.00 HR [D]	0.00+	68.42 =	136.84
162. PLM	TUB	+ Replace Bathtub			
	1	1.00 EA	0.00+	637.58 =	637.58
165. PLM	SWFAU	& R&R Shower faucet			
	1	1.00 EA [*]	17.38+	298.24 =	315.62
166. PLM	ROUGH	+ Replace Rough in plumbing - includes supply and waste lines			
	2	2.00 EA [*]	0.00+	175.00 =	350.00
<b>ALLOWANCE TO REMOVE WALL BETWEEN TOILET AND VANITY</b>					
169. FRM	LAB	+ Replace Carpenter - General Frammer - per hour			
	1	1.00 HR [D]	0.00+	68.42 =	68.42

**CONTINUED - Guest Bathroom**

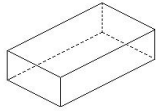
CAT	SEL	ACT DESCRIPTION	REMOVE	REPLACE	TOTAL
	CALC	QNTY			
170. DRY	PATCH	+ Replace Drywall patch / small repair, ready for paint			
		1.00 EA	0.00+	65.54 =	65.54
171. MBL	THR	& R&R Threshold - natural marble			
		3.00 LF	3.03+	44.36 =	142.17
172. CAB	CTGM	+ Replace Countertop - Granite or Marble			
		12.00 SF	0.00+	73.32 =	879.84
173. CAB	CUTOUT	+ Replace Allowance for sink cut-out			
		1.00 EA	0.00+	350.00 =	350.00
184. FNC	B3	+ Replace Baseboard - 3 1/4"			
	PF-5-6	26.00 LF	0.00+	2.97 =	77.22
186. PNT	MASKLF	+ Mask and prep for paint - plastic, paper, tape (per LF)			
	PF	37.00 LF	0.00+	0.86 =	31.82
185. PNT	S	+ Seal/prime part of the walls and ceiling - one coat			
	WC-75	247.00 SF	0.00+	0.35 =	86.45
187. PNT	P2	+ Paint the walls and ceiling - two coats			
	WC	322.00 SF	0.00+	0.66 =	212.52
188. PNT	B	+ Paint baseboard - one coat			
		26.00 LF	0.00+	0.61 =	15.86
251. CAB	CAB	+ Replace Install owner supplied cabinets			
		1.00 EA	0.00+	375.00 =	375.00

**Totals: Guest Bathroom**

**8,331.94**

**Master Bath**

**LxWxH 11' 6" x 5' 4" x 8'**



269.33 SF Walls  
 330.67 SF Walls & Ceiling  
 6.81 SY Flooring  
 92.00 SF Long Wall  
 33.67 LF Ceil. Perimeter

61.33 SF Ceiling  
 61.33 SF Floor  
 33.67 LF Floor Perimeter  
 42.67 SF Short Wall

CAT	SEL	ACT	DESCRIPTION	REMOVE	REPLACE	TOTAL
		CALC	QNTY			
189. CON	ROOM		+ Contents - move out then reset			
		1	1.00 EA [*]	0.00+	50.00 =	50.00
190. HVC	REG		R Detach & Reset Heat/AC register - Mechanically attached			
		1	1.00 EA	0.00+	0.00 =	11.27
227. DOR	PKT-		& R&R Pocket door unit - lauan/mahogany			
		1	1.00 EA	30.52+	227.22 =	257.74
229. DOR	SDF3		- Remove Steel door frame - 3' opening			
		1	1.00 EA	17.53+	0.00 =	17.53
230. DOR	BFLVR<		& R&R Bifold door - full louvered - Single			
		1	1.00 EA	11.59+	116.38 =	127.97
231. PTG	BF		+ Paint bifold door set- slab only - 2 cts (per side) no VOC			
		1	1.00 EA	0.00+	36.69 =	36.69
192. PLM	TLT		R Detach & Reset Toilet			
		1	1.00 EA	0.00+	0.00 =	170.17
193. MSD	SDOR++		& R&R Shower door - Premium grade			
		1	1.00 EA	19.36+	701.77 =	721.13
235. FCC	PAD		- Remove Carpet pad			
		35	35.00 SF	0.11+	0.00 =	3.85
236. FCC	AV		- Remove Carpet			
		35	35.00 SF	0.29+	0.00 =	10.15
194. PLM	FAUBA		R Detach & Reset Sink faucet - Bathroom			
		1+.5	1.50 EA	0.00+	0.00 =	125.85
195. FNH	TBAR		& R&R Towel bar			
		2	2.00 EA	5.79+	23.86 =	59.30
196. FNH	TP		& R&R Toilet paper holder			
		1	1.00 EA	4.64+	22.34 =	26.98
197. MSD	AV		- Remove Mirror - 1/4" plate glass			
		24	24.00 SF	0.25+	0.00 =	6.00
198. CAB	MC		- Remove Medicine cabinet			
		1	1.00 EA	16.70+	0.00 =	16.70
228. MSD	AV		+ Replace Mirror - 1/4" plate glass			
		6*2	12.00 SF	0.00+	10.45 =	125.40
199. MBL	CT		- Remove Countertop - cultured (simulated) marble			
		9	9.00 SF	1.17+	0.00 =	10.53

**CONTINUED - Master Bath**

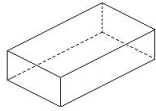
CAT	SEL	ACT DESCRIPTION	REMOVE	REPLACE	TOTAL
	CALC	QNTY			
200. CAB	VAN	- Remove Vanity			
	5'6	5.50 LF	10.58+	0.00 =	58.19
201. WPR	AV	- Remove Wallpaper			
	W-75	194.33 SF	0.64+	0.00 =	124.37
202. DRY	TEX++	+ Replace Texture drywall - smooth / skim coat			
	W-75	194.33 SF	0.00+	1.04 =	202.10
203. ELE	110CBOX	& R&R 110 volt commercial wiring/conduit and box - rough in only			
	3	3.00 EA	23.18+	158.56 =	545.22
204. LIT	RC	+ Replace Recessed light fixture			
	2	2.00 EA	0.00+	103.75 =	207.50
<b>ALLOWANCE TO RE-ROUTE ELECTRIC IN WALL TO BE REMOVED</b>					
205. ELE	LAB	+ Replace Electrician - per hour			
	1	1.00 HR [D]	0.00+	86.64 =	86.64
206. ELE	GFI	+ Replace Ground fault interrupter (GFI) outlet			
	1	1.00 EA	0.00+	25.40 =	25.40
207. ELE	FAN	& R&R Exhaust fan			
	1	1.00 EA	13.90+	161.42 =	175.32
208. TIL	AV	- Remove Ceramic tile			
	F-15+90	136.33 SF	1.73+	0.00 =	235.85
209. FCT	AV	+ Replace Tile floor covering			
	F	61.33 SF [*]	0.00+	6.00 =	367.98
210. TIL	SWR	+ Replace Tile shower - 65 to 100 SF			
	1	1.00 EA	0.00+	1,077.90 =	1,077.90
211. TIL	BCEM1/2	+ Replace 1/2" Cement board			
	90	90.00 SF	0.00+	2.68 =	241.20
212. TIL	B	- Remove Ceramic tile base			
	.25PF	8.42 LF	1.96+	0.00 =	16.50
<b>ALLOWANCE TO SPACKLE WHERE TILE BASE WAS REMOVED</b>					
213. DRY	LAB	+ Replace Drywall Installer / Finisher - per hour			
	1	1.00 HR [D]	0.00+	76.48 =	76.48
<b>ALLOWANCE TO BUILD NITCH FOR SHAMPOO ACCESORIES</b>					
255. FRM	LAB	+ Replace Carpenter - General Frammer - per hour			
	2	2.00 HR [D]	0.00+	68.42 =	136.84
215. PLM	SWFAU	& R&R Shower faucet			
	1	1.00 EA [*]	17.38+	298.24 =	315.62
<b>ALLOWANCE TO BUILD CURB FOR SHOWER PAN</b>					
234. FRM	LAB	+ Replace Carpenter - General Frammer - per hour			
	1	1.00 HR [D]	0.00+	68.42 =	68.42
233. PLM	SWRPAN>	+ Replace Shower pan - Large			
	1	1.00 EA	0.00+	172.87 =	172.87

**CONTINUED - Master Bath**

CAT	SEL	CALC	ACT DESCRIPTION QNTY	REMOVE	REPLACE	TOTAL
216. PLM	ROUGH		+ Replace Rough in plumbing - includes supply and waste lines			
		2	2.00 EA [*]	0.00+	175.00 =	350.00
<b>ALLOWANCE TO REMOVE WALL BETWEEN TOILET AND VANITY</b>						
217. FRM	LAB		+ Replace Carpenter - General Frammer - per hour			
		1	1.00 HR [D]	0.00+	68.42 =	68.42
218. DRY	PATCH		+ Replace Drywall patch / small repair, ready for paint			
		1	1.00 EA	0.00+	65.54 =	65.54
219. MBL	THR		& R&R Threshold - natural marble			
		3	3.00 LF	3.03+	44.36 =	142.17
220. CAB	CTGM		+ Replace Countertop - Granite or Marble			
		12	12.00 SF	0.00+	73.32 =	879.84
221. CAB	CUTOUT		+ Replace Allowance for sink cut-out			
		2	2.00 EA	0.00+	350.00 =	700.00
222. FNC	B3		+ Replace Baseboard - 3 1/4"			
		PF-5-6	22.67 LF	0.00+	2.97 =	67.33
223. PNT	MASKLF		+ Mask and prep for paint - plastic, paper, tape (per LF)			
		PF	33.67 LF	0.00+	0.86 =	28.96
224. PNT	S		+ Seal/prime part of the walls and ceiling - one coat			
		WC-75	255.67 SF	0.00+	0.35 =	89.48
225. PNT	P2		+ Paint the walls and ceiling - two coats			
		WC	330.67 SF	0.00+	0.66 =	218.24
226. PNT	B		+ Paint baseboard - one coat			
		26	26.00 LF	0.00+	0.61 =	15.86
232. PNT	BF		+ Paint bifold door set - slab only - 2 coats (per side)			
		1	1.00 EA [*]	0.00+	100.00 =	100.00
252. CAB	CAB		+ Replace Install owner supplied cabinets			
		1	1.00 EA	0.00+	375.00 =	375.00
<b>Totals: Master Bath</b>						<b>9,012.50</b>

**Walk-in Closet**

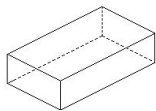
**LxWxH 6' x 3' 6" x 8'**



80.00 SF Walls	21.00 SF Ceiling
101.00 SF Walls & Ceiling	21.00 SF Floor
2.33 SY Flooring	10.00 LF Floor Perimeter
48.00 SF Long Wall	28.00 SF Short Wall
10.00 LF Ceil. Perimeter	

**Subroom 1: OFFSET**

**LxWxH 3' x 2' 6" x 8'**

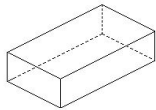


64.00 SF Walls	7.50 SF Ceiling
71.50 SF Walls & Ceiling	7.50 SF Floor
0.83 SY Flooring	8.00 LF Floor Perimeter
24.00 SF Long Wall	20.00 SF Short Wall
8.00 LF Ceil. Perimeter	

**Missing Wall: 1 - 3' X 8'                      Opens into Walk-in Closet                      Goes to Floor/Ceiling**

**Subroom 2: MSTR CLOSET**

**LxWxH 6' x 2' x 8'**



80.00 SF Walls	12.00 SF Ceiling
92.00 SF Walls & Ceiling	12.00 SF Floor
1.33 SY Flooring	10.00 LF Floor Perimeter
48.00 SF Long Wall	16.00 SF Short Wall
10.00 LF Ceil. Perimeter	

**Missing Wall: 1 - 6' X 8'                      Opens into Walk-in Closet                      Goes to Floor/Ceiling**

CAT	SEL	CALC	ACT DESCRIPTION	QNTY	REMOVE	REPLACE	TOTAL
237. CON	ROOM		+ Contents - move out then reset				
		1		1.00 EA [*]	0.00+	50.00 =	50.00
253. FNC	CLOSM		+ Replace Closet Organizer - Melamine				
		36+16+4		56.00 LF [*]	0.00+	15.53 =	869.68
238. FNC	CLOSW-		- Remove Shelving - wire (vinyl coated)				
		LL2+LL+3*2		18.00 LF	3.03+	0.00 =	54.54
<b>ALLOWANCE TO REMOVE WALL BETWEEN VANITY CLOSET AND MASTER CLOSET AND SEAL OFF MASTER BEDROOM</b>							
239. FRM	LAB		+ Replace Carpenter - General Frammer - per hour				
		4		4.00 HR [D]	0.00+	68.42 =	273.68
240. DRY	1/2		& R&R 1/2" drywall - hung, taped, floated, ready for paint				
		LW		120.00 SF	0.41+	1.65 =	247.20
241. DRY	PATCH		+ Replace Drywall patch / small repair, ready for paint				
		3		3.00 EA	0.00+	65.54 =	196.62

**CONTINUED - Walk-in Closet**

CAT	SEL	CALC	ACT DESCRIPTION QNTY	REMOVE	REPLACE	TOTAL
242. FCC	PAD		- Remove Carpet pad			
		F	40.50 SF	0.11+	0.00 =	4.46
243. FCC	AV		- Remove Carpet			
		F	40.50 SF	0.29+	0.00 =	11.75
244. FCT	AV		+ Replace Tile floor covering			
		F	40.50 SF [*]	0.00+	6.00 =	243.00
245. PNT	MASKLF		+ Mask and prep for paint - plastic, paper, tape (per LF)			
		PC	28.00 LF	0.00+	0.86 =	24.08
246. PNT	S		+ Seal/prime more than the walls and ceiling - one coat			
		WC+100	364.50 SF	0.00+	0.35 =	127.58
247. PNT	P2		+ Paint more than the walls and ceiling - two coats			
		WC+100	364.50 SF	0.00+	0.66 =	240.57
<b>Totals: Walk-in Closet</b>						<b>2,343.16</b>

---

**GENERAL**

---

<b>CAT</b>	<b>SEL</b>	<b>ACT DESCRIPTION</b>	<b>REMOVE</b>	<b>REPLACE</b>	<b>TOTAL</b>
		<b>CALC</b>	<b>QNTY</b>		
<b>ALLOWANCE FOR POST CONSTRUCTION CLEAN UP</b>					
248. CLN	LAB		+ Cleaning Technician - per hour		
		8*2	16.00 HR [*D]	0.00+	35.00 =
249. DMO	DUMP		- Dumpster load - Approx. 20 yards, 4 tons of debris		
		1	1.00 EA [D]	506.27+	0.00 =
<b>Totals: GENERAL</b>					<b>1,066.27</b>

---

---

**Line Item Subtotals: WEBSITE**

**31,082.62**

---

**Summary**

Line Item Total				31,082.62
Total Adjustments for Base Service Charges				1,810.93
Material Sales Tax	@	6.500%	x	11,535.85
				749.83
Subtotal				33,643.38
Overhead	@	10.0%	x	33,643.38
Profit	@	10.0%	x	37,007.72
				3,700.77

## Recap by Category

O&P Items	Total	%
APPLIANCES	481.69	1.18%
CABINETRY	7,873.74	19.34%
CLEANING	560.00	1.38%
CONTENT MANIPULATION	200.00	0.49%
GENERAL DEMOLITION	2,672.86	6.57%
DOORS	418.04	1.03%
DRYWALL	1,459.96	3.59%
ELECTRICAL	3,737.63	9.18%
FLOOR COVERING - CERAMIC TILE	1,439.40	3.54%
FLOOR COVERING - VINYL	40.54	0.10%
FLOOR COVERING - WOOD	140.38	0.34%
FINISH CARPENTRY / TRIMWORK	1,061.75	2.61%
FINISH HARDWARE	140.12	0.34%
FRAMING & ROUGH CARPENTRY	1,163.14	2.86%
HEAT, VENT & AIR CONDITIONING	33.81	0.08%
LIGHT FIXTURES	1,037.50	2.55%
MARBLE - CULTURED OR NATURAL	339.24	0.83%
MIRRORS & SHOWER DOORS	905.40	2.22%
PLUMBING	3,019.77	7.42%
PAINTING	1,722.96	4.23%
PAINTING - LOW OR NO VOC	36.69	0.09%
TILE	2,598.00	6.38%
<b>O&amp;P Items Subtotal</b>	<b>31,082.62</b>	<b>76.35%</b>
Base Service Charges	1,810.93	4.45%
Material Sales Tax @ 6.500%	749.83	1.84%
Overhead @ 10.0%	3,364.34	8.26%
Profit @ 10.0%	3,700.77	9.09%
<b>Total</b>	<b>40,708.49</b>	<b>100.00%</b>